

HYDRAULIC SEPARATOR



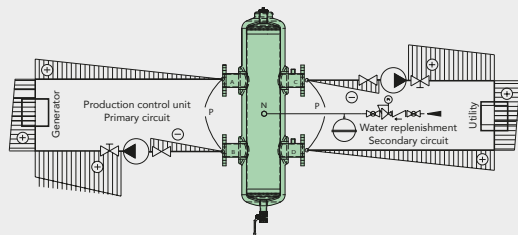
The **Hydraulic separator** is a pre-dimensioned manifold with the task of making the primary and secondary circuits independent if, hydraulically connected, they are equipped with their own circulation pumps.

THE PURPOSE

Insertion of the Separator, as a component of hydraulic separation between the two circuits, mainly provides the following functions:

- **cancel the mutual influence between the pumping stations of the different circuits;**
- **promote the sedimentation, the collection and discharging of micro-impurities suspended in the fluid;**
- **promotes the deaeration of the circuits** by means of the automatic removal of the dissolved gases.

To facilitate the assembly of auxiliary components, such as temperature and pressure control components, system filling circuit, safety pipe for connection to expansion tank, etc... all RBM Hydraulic separators are supplied with threaded sleeves.



Typical diagram of insertion of the hydraulic separator which separates the primary and secondary circuit

THE CHOICE

The Hydraulic separator is chosen based on the maximum flow rate recommended for the connection nozzles. During the designing phase, pay special attention to possible temperature variations which the circuits can undergo due to induced mixing inside the Hydraulic separator. A secondary circuit with flow rate higher than that circulating in the primary circuit (fig. 2), generates, in fact, through the Hydraulic separator, a flow temperature below that of the primary circuit.

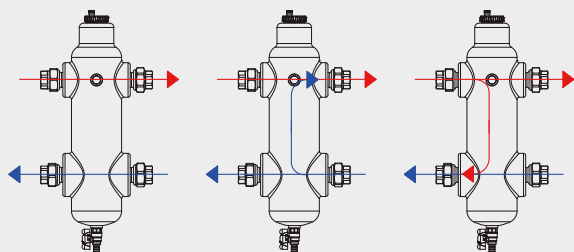
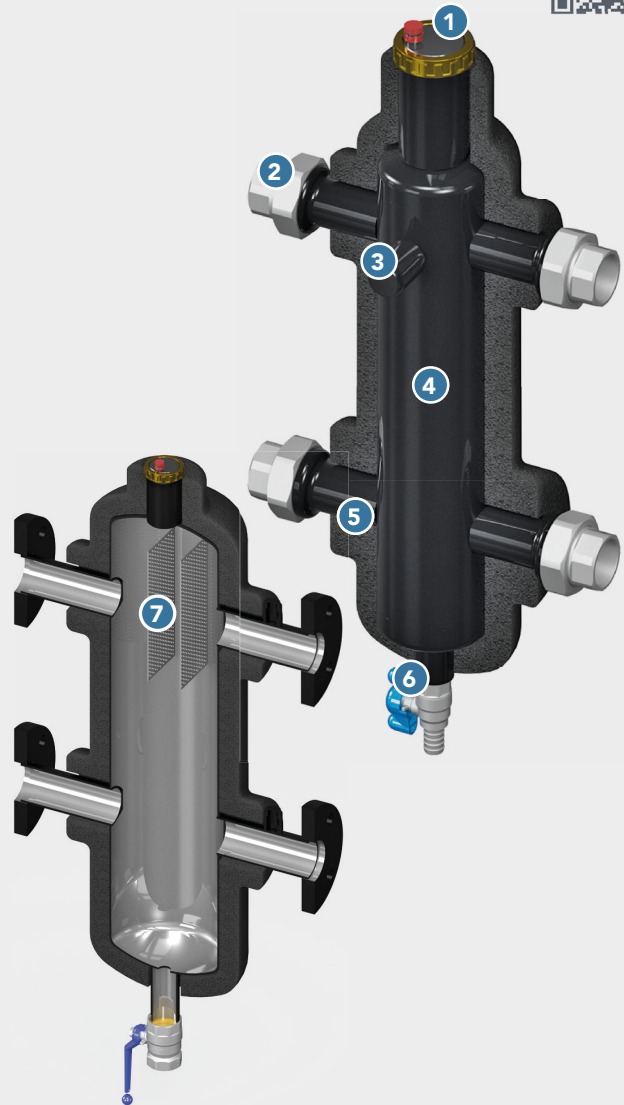


Fig. 1

Fig. 2

Fig. 3



- 1 Air venting valve
- 2 Threaded / flanged connections to connect primary and secondary circuits
- 3 Threaded sleeve to install accessories
- 4 Burnished steel body
- 5 Thermal insulation shell
- 6 Ball valve to discharge sludge
- 7 Double internal sludge/flow septum

Installation and maintenance facilitated by F union connections with flat seat;

Self-cleaning: equipped with discharge cock;

Supplied in a kit complete with insulation shell and gas exhaust device.