



Rev. 07/2024

BOX 1

Housing and inspection box
manifolds, recessed assembly.

BOX 1

Housing and inspection box manifolds, recessed assembly.

+ Paintable plastic cover

Adjustable depth 80 -130 mm

Universal box, suitable for housing 1" manifolds kits series 608, 2028, 1410, 1002, 3202, 3615



PRODUCTION RANGE

Code	Size [LxH mm]
2606.40.02	400x500
2606.60.02	600x500
2606.80.02	800x500
2606.10.02	1000x500

ACCESSORIES

Code	Description
2948.00.02	Pair of floor-anchoring feet for box (maximum adjustable height 100 mm)

FEATURES

Can be inserted in walls made with 8 cm boxed structures, plastered on both sides.

Universal box, suitable for housing 1" manifolds kits **series 608, 2028, 1410, 1002, 3202, 3615.**

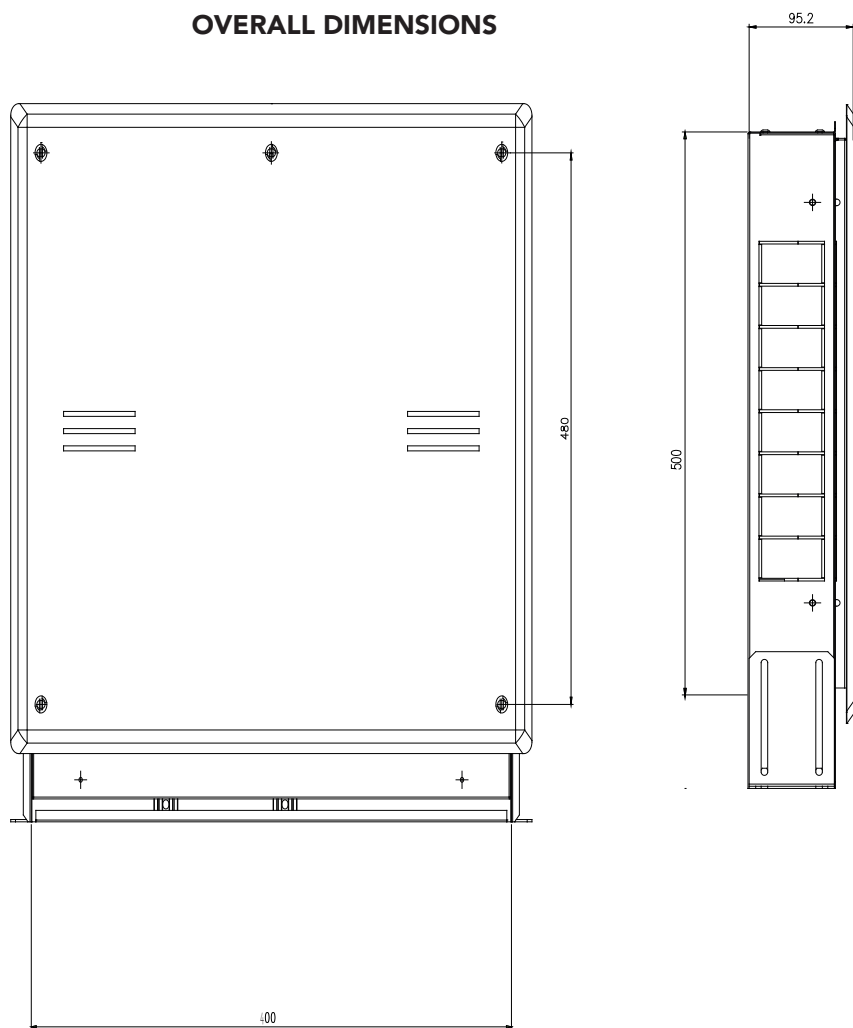
Telescopic chassis/frame and cover.

Execution with movable guides for the free positioning of the components inside the box.

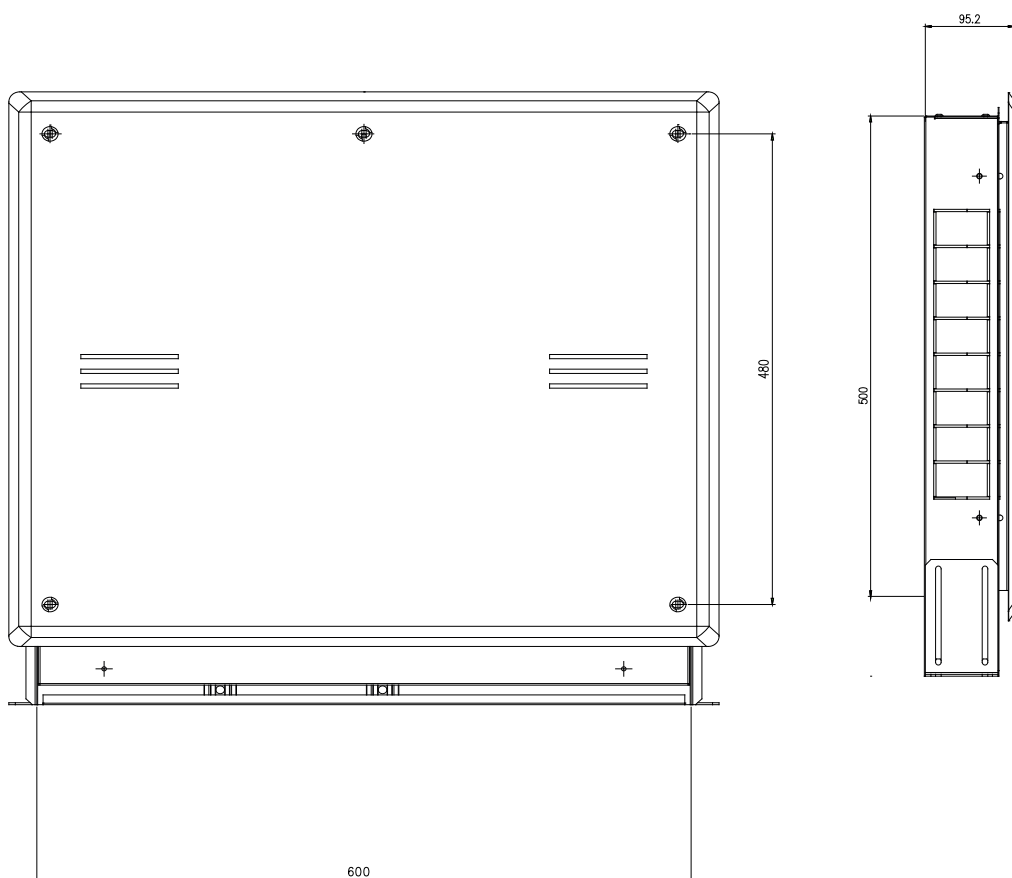
If actuators are installed on valves with thermostatic option, provide extended cover clamping screws code **2155.005.**

code 2606.40.02

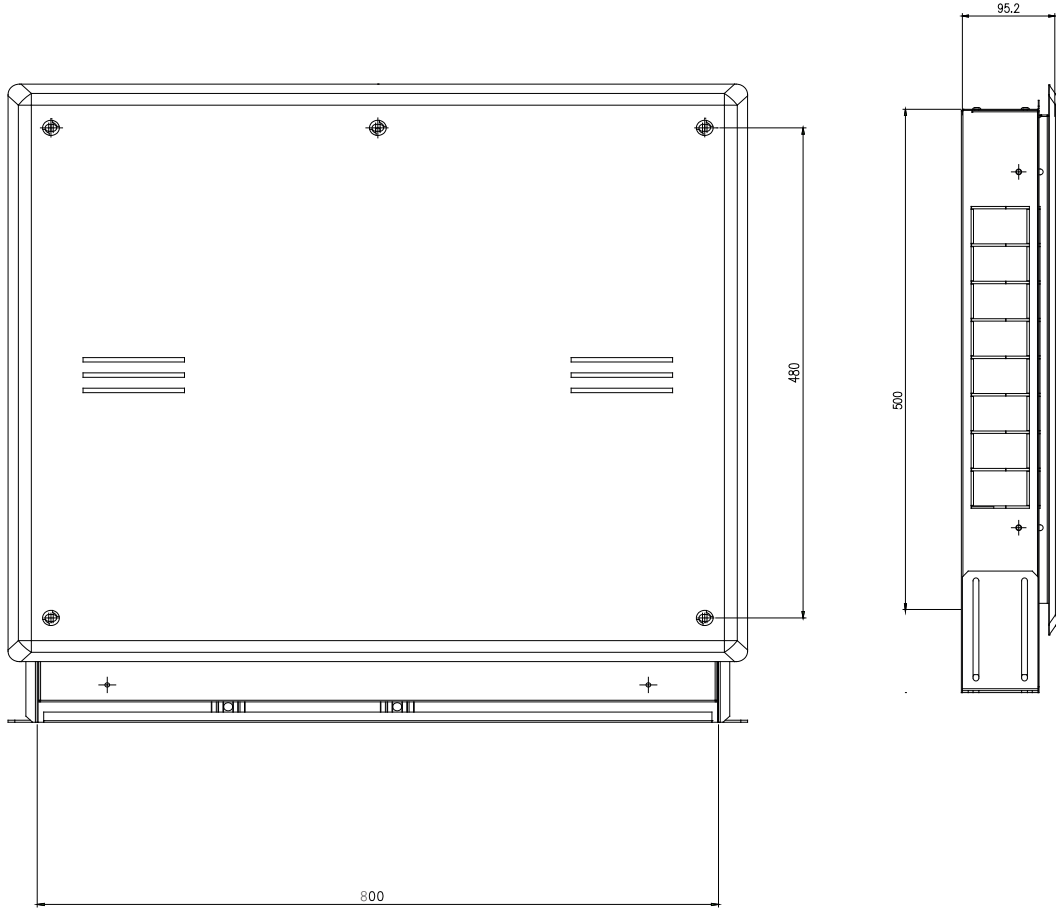
OVERALL DIMENSIONS



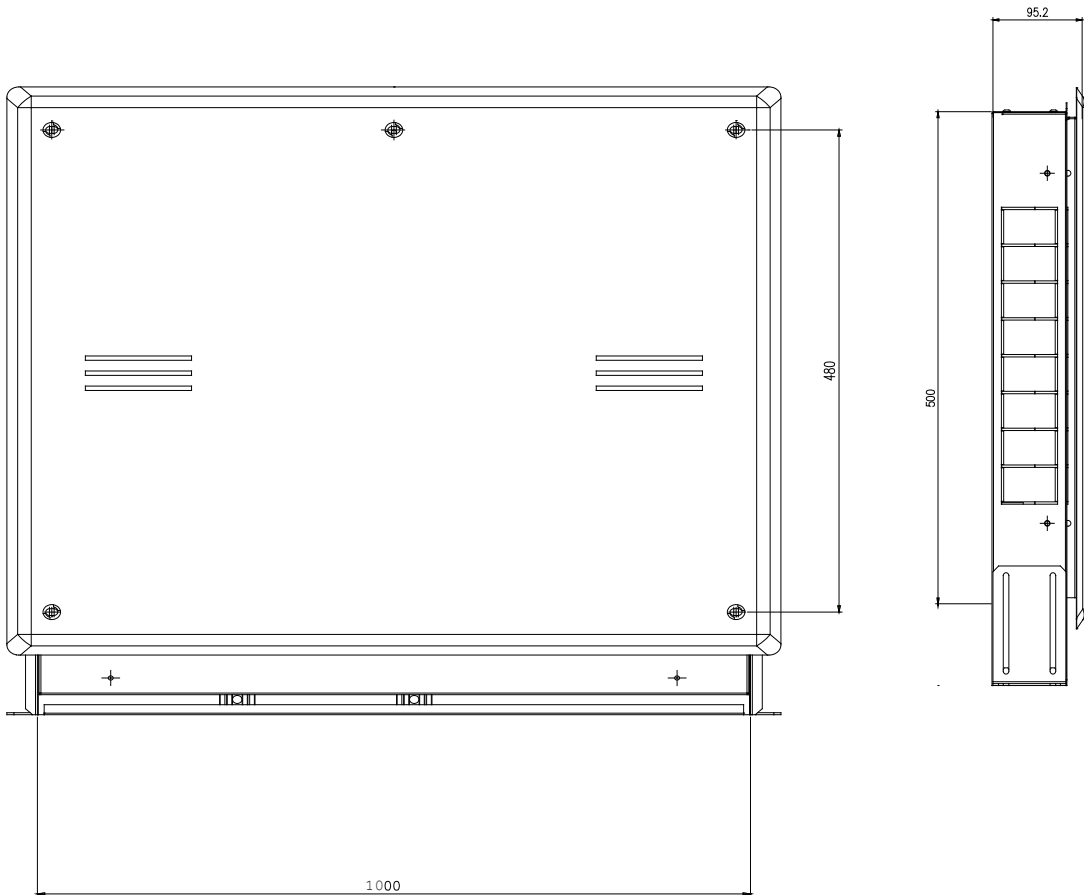
code 2606.60.02



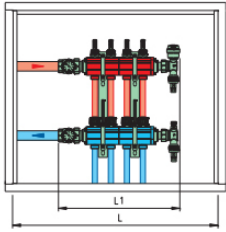
code 2606.80.02



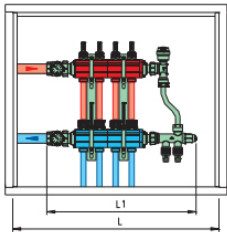
code 2606.10.02



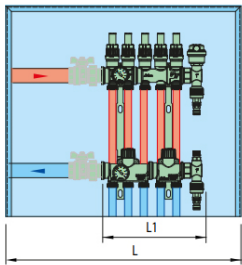
MANIFOLD/HOUSING BOX COUPLING BOX1



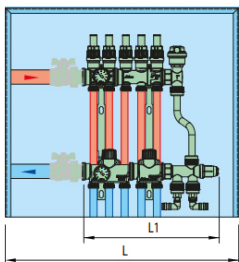
POLYMER ANTI CONDENSATION MANIFOLDS WITH RELIEF VALVE series 1002											
2	3	4	5	6	7	8	9	10	11	12	13
L1 (mm) 285	L1 (mm) 335	L1 (mm) 385	L1 (mm) 435	L1 (mm) 485	L1 (mm) 535	L1 (mm) 585	L1 (mm) 635	L1 (mm) 685	L1 (mm) 735	L1 (mm) 800	L1 (mm) 850
L=400 Code 2606.40.02		L=600 Code 2606.60.02			L=800 Code 2606.80.02			L=1000 Code 2606.10.02			



POLYMER ANTI CONDENSATION MANIFOLDS WITH BY-PASS 1002 series											
2	3	4	5	6	7	8	9	10	11	12	13
L1 (mm) 365	L1 (mm) 415	L1 (mm) 465	L1 (mm) 515	L1 (mm) 565	L1 (mm) 615	L1 (mm) 665	L1 (mm) 715	L1 (mm) 765	L1 (mm) 815	L1 (mm) 880	L1 (mm) 930
L=600 Code 2606.60.02				L=800 Code 2606.80.02				L=1000 Code 2606.10.02			



MORE-ZONE MANIFOLDS/HOUSING BOXES COUPLING											
3	4	5	6	7	8	9	10	11	12	13	14
L1 (mm) 170	L1 (mm) 207	L1 (mm) 247	L1 (mm) 284	L1 (mm) 321	L1 (mm) 358	L1 (mm) 398	L1 (mm) 435	L1 (mm) 472	L1 (mm) 509	L1 (mm) 549	L1 (mm) 586
L=400 Code 2606.40.02			L=600 Code 2606.60.02					L=800 Code 2606.80.02			



BRASS MULTI-ZONE MODULAR MANIFOLDS WITH BY-PASS series 3615											
3	4	5	6	7	8	9	10	11	12	13	14
L1 (mm) 245	L1 (mm) 282	L1 (mm) 322	L1 (mm) 359	L1 (mm) 396	L1 (mm) 433	L1 (mm) 473	L1 (mm) 510	L1 (mm) 547	L1 (mm) 584	L1 (mm) 624	L1 (mm) 661
L=400 Code 2606.40.02	L=600 Code 2606.60.02					L=800 Code 2606.80.02					

SPECIFICATIONS

SERIE 2606.A

Box 2606.A series with paintable plastic cover, available in four sizes (400x500, 600x500, 800x500, 1000x500), for housing 1" manifolds.

RBM spa reserves the right to improve and change the products described and relevant technical data at any moment and without prior notice. The information and images contained in this document are intended for information purposes only, are not binding and in any case do not exempt the user from strictly following the regulations in force and good practice standards.

RBM Spa
Via S.Giuseppe, 1 • 25075 Nave (Brescia) Italy
Tel 030 2537211 • Fax 030 2531798 • info@rbm.eu • www.rbm.eu

[f @rbmspa](#) [in RBM S.p.A.](#) [@rbm_spa_](#) [Rbm Italia](#)

